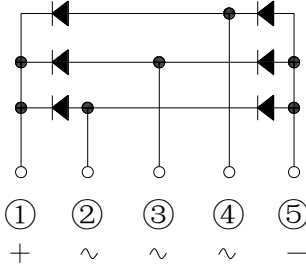



Three Phase Bridge Rectifiers



Features

- UL recognition, file #E230084
- Thin single in-line package
- Glass passivated chip junction
- High surge current capability
- Solder dip 275 °C max. 7 s, per JESD 22-B106

Typical Applications

General purpose use in AC/DC bridge full wave rectification for Server、Frequency converter、Industrial power supply.

Mechanical Data

- **Package:** 3GBJ
Molding compound meets UL 94 V-0 flammability rating, RoHS-compliant
- **Terminals:** Tin plated leads, solderable per J-STD-002 and JESD22-B102
- **Polarity:** As marked on body

■Maximum Ratings (T_a=25°C Unless otherwise specified)

PARAMETER	SYMBOL	UNIT	DG35NA60	DG35NA80	DG35NA100	DG35NA120
Device marking code			DG35NA60	DG35NA80	DG35NA100	DG35NA120
Maximum Repetitive Peak Reverse Voltage	VRRM	V	600	800	1000	1200
Maximum RMS Voltage	VRMS	V	420	560	700	840
Maximum DC blocking Voltage	VDC	V	600	800	1000	1200
Average rectified output current @60Hz sine wave, R-load	With heatsink T _c =115°C	I _O	A	35.0		
	Without heatsink T _a =25°C			4.5		
Forward Surge Current (Non-repetitive) @8.3ms Half-sine wave, 1 cycle, T _j =25°C	IFSM	A	450			
Forward Surge Current (Non-repetitive) @1ms, square wave, 1 cycle, T _j =25°C			900			
Current squared time @1ms≤t≤8.3ms T _j =25°C, Rating of per diode	I ² t	A ² s	840			
Storage temperature	T _{stg}	°C	-55 ~ +150			
Junction temperature	T _j	°C	-55 ~ +150			
Dielectric strength @ Terminals to case, AC 1 minute	V _{dis}	KV	2.5			
Mounting torque @Recommend torque: 5kg·cm	Tor	kg·cm	8			



DG35NA60 THRU DG35NA120

■ Electrical Characteristics (T_a=25°C Unless otherwise specified)

PARAMETER	SYMBOL	UNIT	TEST CONDITIONS	DG35NA60	DG35NA80	DG35NA100	DG35NA120
Maximum instantaneous forward voltage drop per diode	V _F	V	I _{FM} =17.5A	1.05			
Maximum DC reverse current at rated DC blocking voltage per diode	I _R	μA	T _j =25°C	5			
			T _j =125°C	200			
Typical junction capacitance	C _j	pF	Measured at 1MHz and Applied Reverse Voltage of 4.0 V.D.C	185			

■ Thermal Characteristics (T_a=25°C Unless otherwise specified)

PARAMETER		SYMBOL	UNIT	DG35NA60	DG35NA80	DG35NA100	DG35NA120
Typical Thermal Resistance	Between junction and ambient, Without heatsink	R _{θJ-A}	°C/W	18.0			
	Between junction and case, With heatsink	R _{θJ-C}		0.5			

Note: Device mounted on 75mm x 45mm x 5.5mm Aluminum Plate Heatsink.

■ Ordering Information (Example)

PREFERRED P/N	PACKING CODE	UNIT WEIGHT(g)	MINIMUM PACKAGE(pcs)	INNER BOX QUANTITY(pcs)	OUTER CARTON QUANTITY(pcs)	DELIVERY MODE
DG35NA60 ~ DG35NA120	A1	Approximate 10	100	100	1000	BOX
DG35NA60 ~ DG35NA120	B1	Approximate 10	10	/	1000	TUBE

■ Characteristics (Typical)

FIG1: I_o-T_c Curve

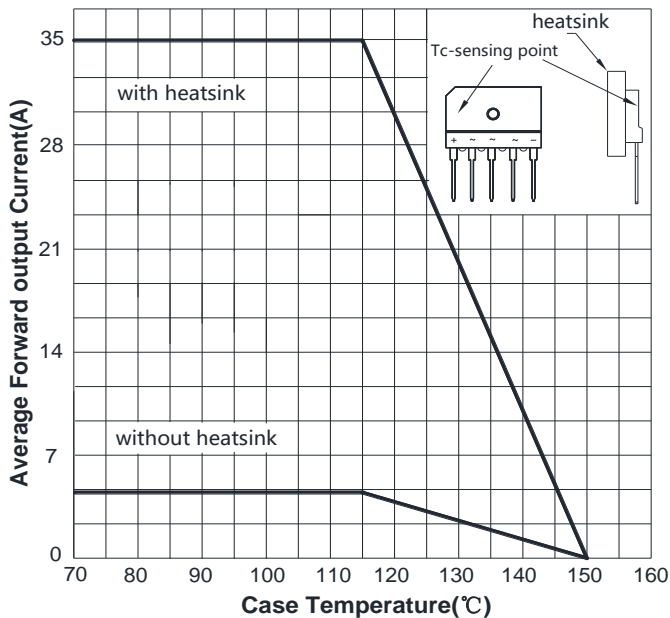
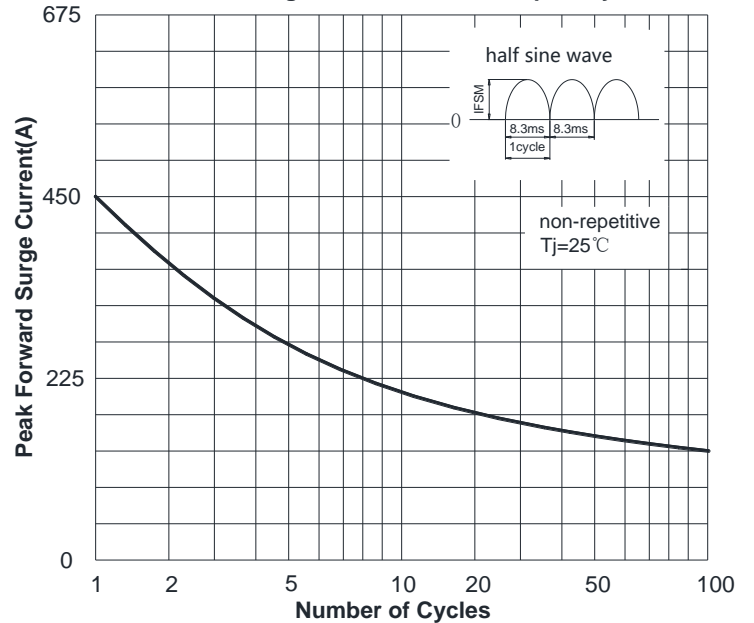


FIG2: Surge Forward Current Capability





DG35NA60 THRU DG35NA120

FIG3: Typical Forward Voltage

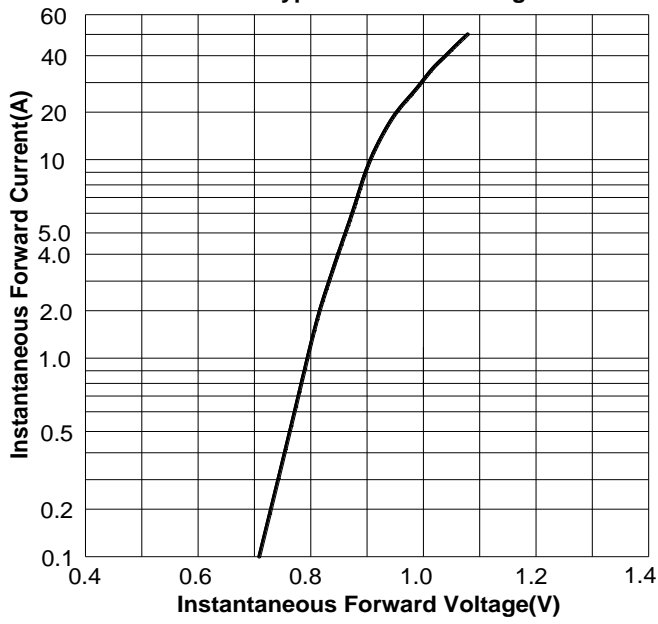
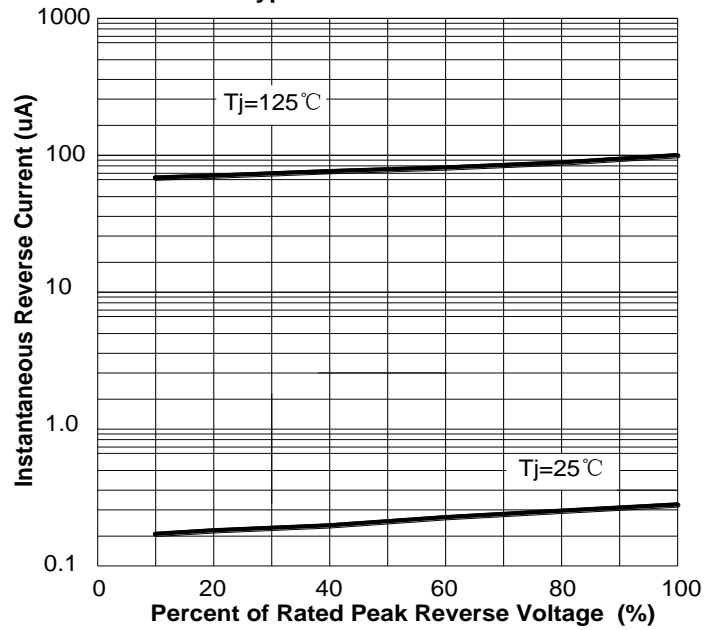
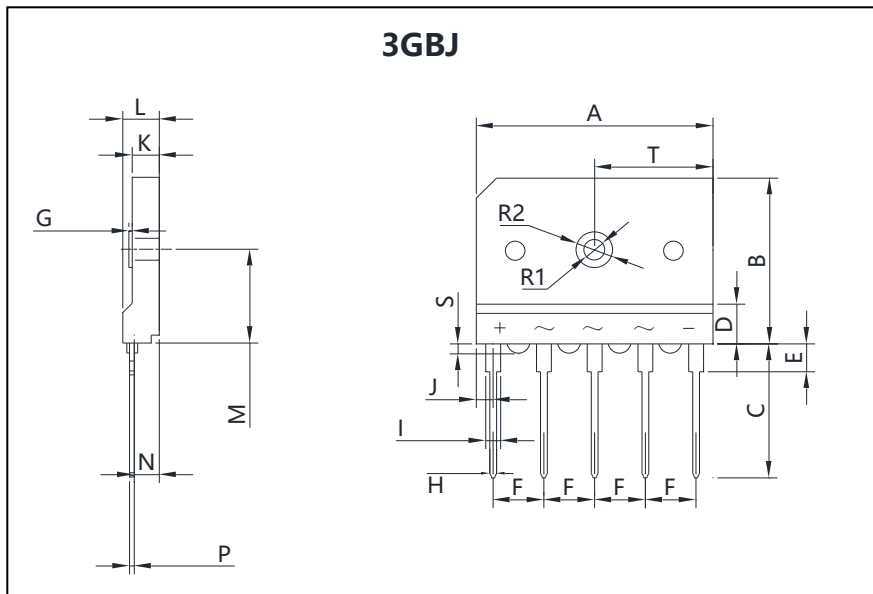


FIG4: Typical Reverse Characteristics



■ Outline Dimensions



3GBJ		
Dim	Min	Max
A	34.7	35.3
B	24.7	25.3
C	19.5	20.1
D	5.1	5.6
E	3.9	4.5
F	7.2	7.8
G	0.4	0.6
H	0.9	1.1
I	2.1	2.3
J	2.2	2.6
K	3.8	4.2
L	5.2	5.6
M	13.9	14.5
N	3.5	3.9
P	0.60	0.80
R1	2.7	3.7
R2	5.3	6.3
S	1.3	1.9
T	17.2	17.8



DG35NA60 THRU DG35NA120

Disclaimer

The information presented in this document is for reference only. Yangzhou Yangjie Electronic Technology Co., Ltd. reserves the right to make changes without notice for the specification of the products displayed herein to improve reliability, function or design or otherwise.

The product listed herein is designed to be used with ordinary electronic equipment or devices, and not designed to be used with equipment or devices which require high level of reliability and the malfunction of which would directly endanger human life (such as medical instruments, transportation equipment, aerospace machinery, nuclear-reactor controllers, fuel controllers and other safety devices), Yangjie or anyone on its behalf, assumes no responsibility or liability for any damages resulting from such improper use of sale.

This publication supersedes & replaces all information previously supplied. For additional information, please visit our website [http:// www.21yangjie.com](http://www.21yangjie.com) , or consult your nearest Yangjie's sales office for further assistance.